

8

7

6

5

4

3

2

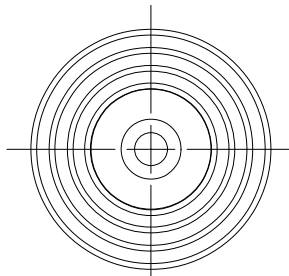
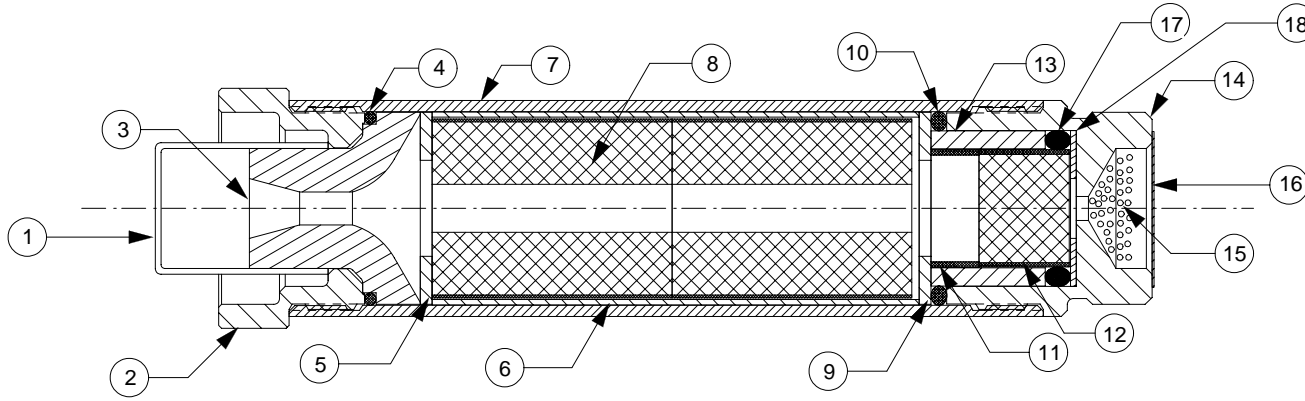
1

REVISIONS

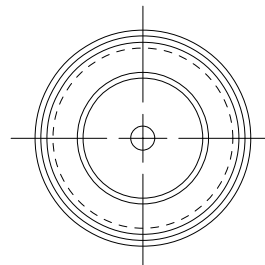
EFFECTIVITY	REV	DESCRIPTION	DATE	APPROVED
FUTURE	A	FIRST RELEASE ISSUE	11 / 11 / 99	
FUTURE	B	RMS-PLUS™ DELAY SYSTEM (SEE E.O.)	3 / 2 / 00	

NOTES:

1. MOTOR ASSEMBLY SHOWN WITH SPECIFIED MOTOR HARDWARE & RELOAD KIT.



VIEW AFT CLOSURE



VIEW FORWARD CLOSURE

1	03350	FWD DELAY SPACER (13/16" O.D. X .031")	18
1	00001	DELAY O-RING (15MM I.D. X 3MM THICK)	17
1	05602	EJECTION CHARGE CAP (13/16")	16
1	03700	EJECTION CHARGE (FILLS WELL 3/4 FULL)	15
1	29FCC	FORWARD CLOSURE	14
1	03300	DELAY INSULATOR (.807" O.D. X .594")	13
1	03363	DELAY GRAIN (.610" O.D. X .469")	12
1	03320	AFT DELAY SPACER (.615" O.D. X .250")	11
1	00117	FORWARD O-RING (1" O.D. X 3/32")	10
1	05402	FORWARD INSULATOR(1"O.D.X.5" I.D.X1/16")	9
2	03536-2	PROPELLANT GRAINS (.933" O.D. X 1.250")	8
1	2910C	CASE	7
1	02030	LINER (1.00" O.D. X 2.538")	6
1	05402	AFT INSULATOR (1" O.D. X .5" I.D. X 1/16")	5
1	00020	AFT O-RING (1" O.D. X 1/16")	4
1	01450-4	NOZZLE (G45/F60) DRILLED .172"	3
1	29ACC	AFT CLOSURE	2
1	04580	NOZZLE CAP (5/8" I.D.)	1

SUPPLIER DATA		RELOAD KIT IDENTIFICATION		UNLESS OTHERWISE SPECIFIED DIMENSIONS ARE IN INCHES		
AEROTECH INC.		07104M	G104T-M RMS-PLUS	.XX +/- .010	.XXX +/- .005	ANGLES +/- 2 deg.
				MATERIAL		
				NOTED		
				FINISH		
		PART NUMBER	DESCRIPTION			

CONTRACT NUMBER		LIST OF MATERIAL	
		<p>AEROTECH CONSUMER AEROSPACE</p> <p>2113 W. 850 N. Street Cedar City, Utah 84720 (435) 865-7100 (Ph) (435) 865-7120 (Fax)</p>	
PREP	B. ROSENFELD	8 / 99	<p>HP-29/100 MOTOR WITH G104T-M RMS-PLUS™ RELOAD KIT</p>
CHKR			
APVD			<p>SIZE A NUMBER ASSY DWG</p>
APVD			
SCALE 1 / 1		SHEET 1 OF 1	

8

7

6

5

4

3

2

1