

8

7

6

5

4

3

2

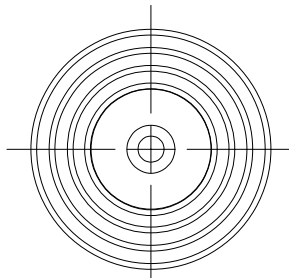
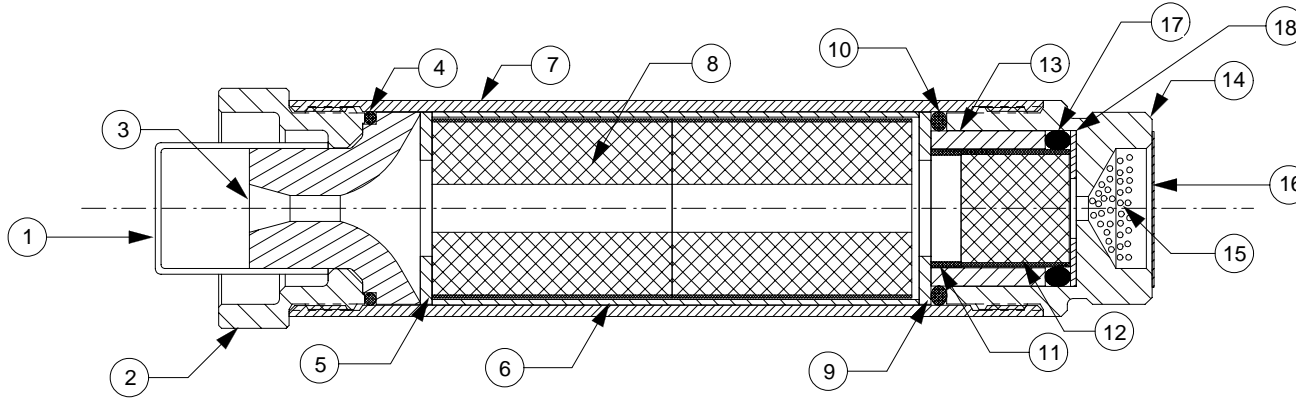
1

### REVISIONS

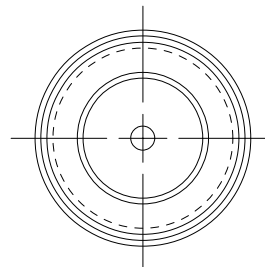
EFFECTIVITY	REV	DESCRIPTION	DATE	APPROVED
FUTURE	A	FIRST RELEASE ISSUE	11 / 11 / 99	
FUTURE	B	RMS-PLUS™ DELAY SYSTEM (SEE E.O.)	3 / 2 / 00	

#### NOTES:

1. MOTOR ASSEMBLY SHOWN WITH SPECIFIED MOTOR HARDWARE & RELOAD KIT.



VIEW AFT CLOSURE



VIEW FORWARD CLOSURE

1	03350	FWD DELAY SPACER (.13/16" O.D. X .031")	18
1	00001	DELAY O-RING (15MM I.D. X 3MM THICK)	17
1	05602	EJECTION CHARGE CAP (13/16")	16
1	03700	EJECTION CHARGE (FILLS WELL 3/4 FULL)	15
1	29FCC	FORWARD CLOSURE	14
1	03300	DELAY INSULATOR (.807" O.D. X .594")	13
1	03368	DELAY GRAIN (.610" O.D. X .563")	12
1	03312	AFT DELAY SPACER (.615" O.D. X .156")	11
1	00117	FORWARD O-RING (1" O.D. X 3/32")	10
1	05402	FORWARD INSULATOR (1" O.D. X .5" I.D. X 1/16")	9
2	03536	PROPELLANT GRAINS (.933" O.D. X 1.250")	8
1	2910C	CASE	7
1	02030	LINER (1.00" O.D. X 2.538")	6
1	05402	AFT INSULATOR (1" O.D. X .5" I.D. X 1/16")	5
1	00020	AFT O-RING (1" O.D. X 1/16")	4
1	01400-3	NOZZLE (F10/F30) DRILLED .136"	3
1	29ACC	AFT CLOSURE	2
1	04580	NOZZLE CAP (5/8" I.D.)	1

QTY	PART NUMBER	DESCRIPTION	ITEM
LIST OF MATERIAL			
CONTRACT NUMBER		<b>AEROTECH</b> CONSUMER AEROSPACE 2113 W. 850 N. Street Cedar City, Utah 84720 (435) 865-7100 (Ph) (435) 865-7120 (Fax)	
PREP	B. ROSENFELD		
CHKR			
APVD		SIZE <b>A</b>	NUMBER
APVD		<b>ASSY DWG</b>	
SCALE 1 / 1			SHEET 1 OF 1

SUPPLIER DATA		RELOAD KIT IDENTIFICATION		UNLESS OTHERWISE SPECIFIED DIMENSIONS ARE IN INCHES		
AEROTECH INC.		07054M	G54W-M RMS-PLUS	.XX	.XXX	ANGLES
				+/- .010	+/- .005	+/- 2 deg.
				MATERIAL		
				NOTED		
				FINISH		
				PART NUMBER		
				DESCRIPTION		

8

7

6

5

4

3

2

1