

8

7

6

5

4

3

2

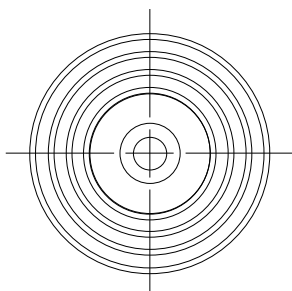
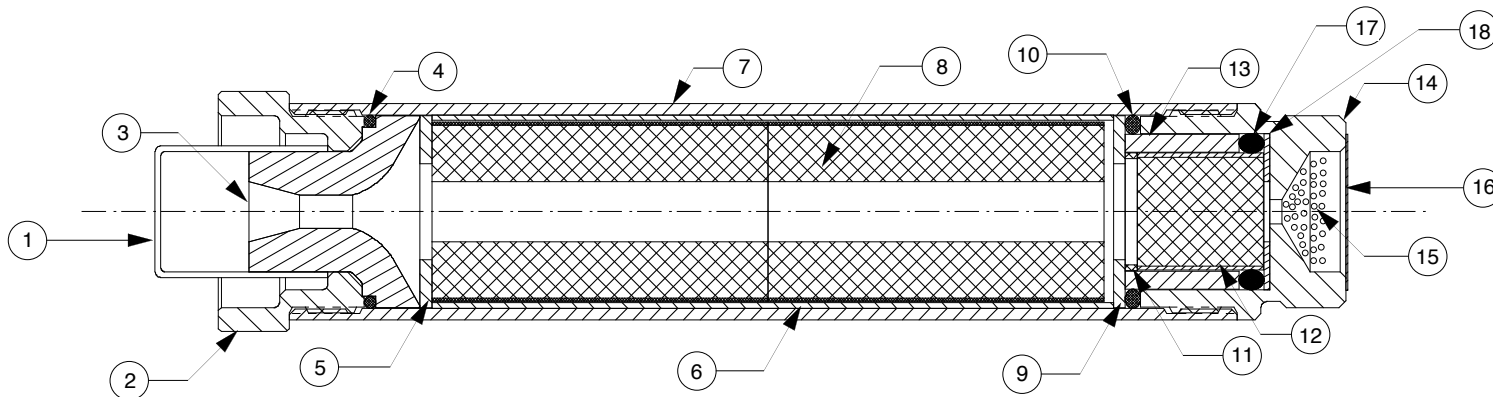
1

### REVISIONS

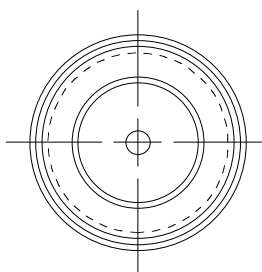
EFFECTIVITY	REV	DESCRIPTION	DATE	APPROVED
FUTURE	A	FIRST RELEASE ISSUE	6 / 23 / 04	

#### NOTES:

1. MOTOR ASSEMBLY SHOWN WITH SPECIFIED MOTOR HARDWARE & RELOAD KIT.



VIEW AFT CLOSURE



VIEW FORWARD CLOSURE

QTY	PART NUMBER	DESCRIPTION	ITEM
1	03350	FWD DELAY SPACER (13/16" O.D. X .031")	18
1	00001	DELAY O-RING (15MM I.D. X 3MM THICK)	17
1	05602	EJECTION CHARGE CAP (13/16")	16
1	03700	EJECTION CHARGE (FILLS WELL 3/4 FULL)	15
1	29FCC	FORWARD CLOSURE	14
1	03300	DELAY INSULATOR (.807" O.D. X .594")	13
1	03375	DELAY GRAIN (.610" O.D. X .656")	12
1	03305	AFT DELAY SPACER (.615" O.D. X .063")	11
1	00117	FORWARD O-RING (1" O.D. X 3/32") 117	10
1	05402	FORWARD INSULATOR(1"O.D.X.5" I.D.X1/16")	9
2	03541	PROPELLANT GRAINS (.933" O.D. X 1.750")	8
1	2912C	CASE	7
1	02032	LINER (1.00" O.D. X 3.548")	6
1	05402	AFT INSULATOR (1" O.D. X .5" I.D. X 1/16")	5
1	00020	AFT O-RING (1" O.D. X 1/16") 020	4
1	01450-4	NOZZLE (G45/F60) DRILLED .172"	3
1	29ACC	AFT CLOSURE	2
1	04580	NOZZLE CAP (5/8" I.D.)	1

CONTRACT NUMBER		LIST OF MATERIAL	
PREP	B. ROSENFELD	6 / 04	
CHKR			
APVD		SIZE	NUMBER
APVD		A	ASSY DWG
SCALE 1 / 1		SHEET 1 OF 1	

SUPPLIER DATA		RELOAD KIT IDENTIFICATION		UNLESS OTHERWISE SPECIFIED DIMENSIONS ARE IN INCHES	
AEROTECH		07079L	G79W-L RMS-PLUS	.XX	.XXX
				+/- .010	+/- .005
					ANGLES +/- 2 deg.
				MATERIAL	
				NOTED	
				FINISH	
		PART NUMBER	DESCRIPTION		

8

7

6

5

4

3

2

1