

8

7

6

5

4

3

2

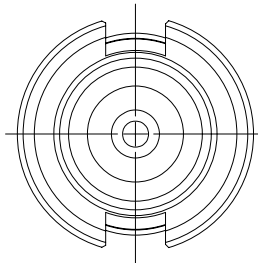
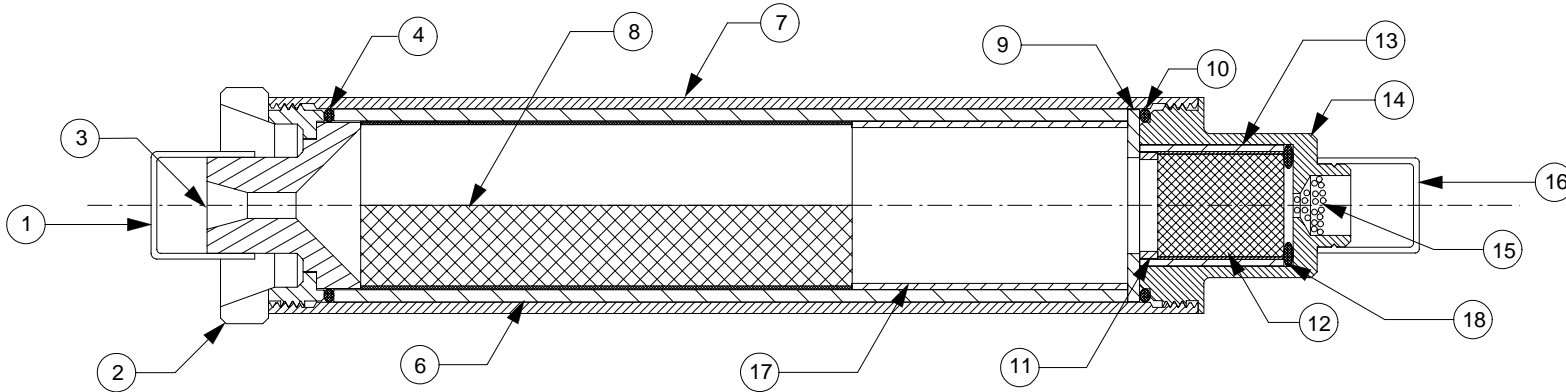
1

REVISIONS

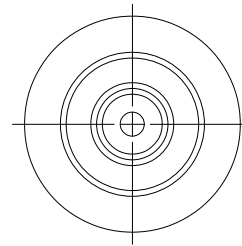
EFFECTIVITY	REV	DESCRIPTION	DATE	APPROVED
FUTURE	A	FIRST RELEASE ISSUE	11 / 11 / 99	

NOTES:

1. MOTOR ASSEMBLY SHOWN WITH SPECIFIED MOTOR HARDWARE & RELOAD KIT.



VIEW AFT CLOSURE



VIEW FORWARD CLOSURE

QTY	PART NUMBER	DESCRIPTION	ITEM
1	00111	DELAY O-RING (5/8" O.D. X 3/32") 111	18
1	03106	GRAIN SPACER (.862" O.D. X 1.438")	17
1	04716	EJECTION CHARGE CAP (7/16" I.D.)	16
1	03700	EJECTION CHARGE (.7 GRAMS)	15
1	91292	FORWARD CLOSURE	14
1	03072	DELAY INSULATOR (.629" O.D. X .75")	13
1	03214	DELAY GRAIN (.562" O.D. X .657")	12
1	03050	DELAY SPACER (.553" O.D. X .094")	11
1	00020	FORWARD O-RING (1" O.D. X 1/16") 020	10
1	05402	FORWARD INSULATOR (1" O.D.X.5" I.D.X1/16")	9
1	03528	PROPELLANT GRAINS (.872" O.D. X 2.562")	8
1	910813A	CASE	7
1	02020	LINER (1.005" O.D. X 4.14")	6
NA		AFT INSULATOR	5
1	00020	AFT O-RING (1" O.D. X 1/16") 020	4
1	01300-2	NOZZLE (E15/E28) DRILLED .136"	3
1	910811C	AFT CLOSURE	2
1	04120	NOZZLE CAP (1/2" I.D.)	1

LIST OF MATERIAL

CONTRACT NUMBER

AEROTECH
CONSUMER AEROSPACE
2113 W. 850 N. Street
Cedar City, Utah 84720
(435) 865-7100 (Ph)
(435) 865-7120 (Fax)

PREP B. ROSENFELD 7 / 99

**RMS-29/40 MOTOR WITH F40-7W
RELOAD KIT**

CHKR

SIZE

NUMBER

APVD

A

ASSY DWG

APVD

SCALE 1 / 1

SHEET 1 OF 1

SUPPLIER DATA		RELOAD KIT IDENTIFICATION		UNLESS OTHERWISE SPECIFIED DIMENSIONS ARE IN INCHES		
AEROTECH INC.		64007 F40-7W		.XX	.XXX	ANGLES
				+/- .010	+/- .005	+/- 2 deg.
				MATERIAL		
				NOTED		
				FINISH		
				PART NUMBER DESCRIPTION		

8

7

6

5

4

3

2

1