

8

7

6

5

4

3

2

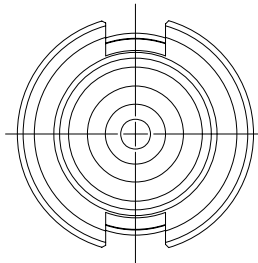
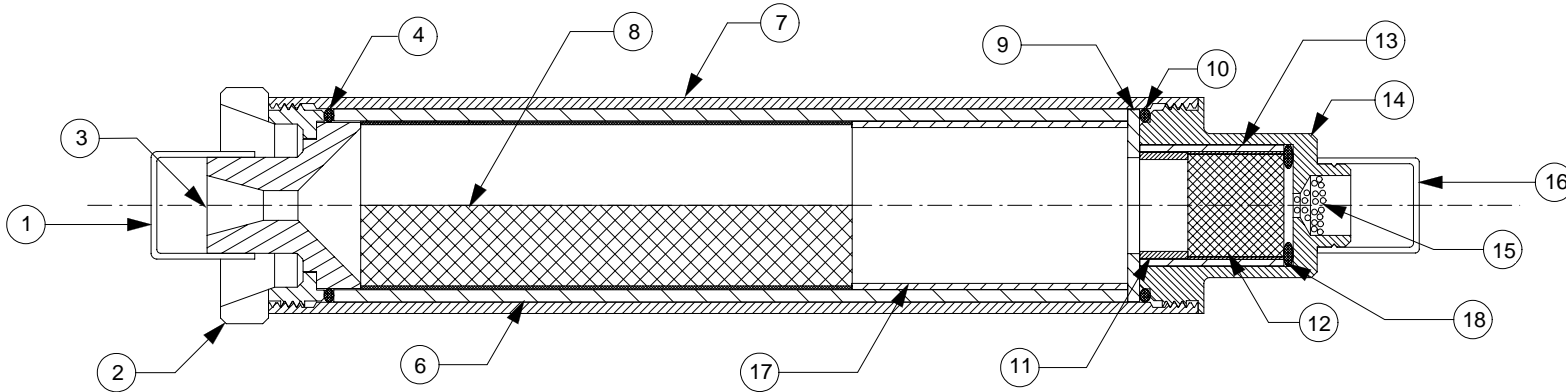
1

REVISIONS

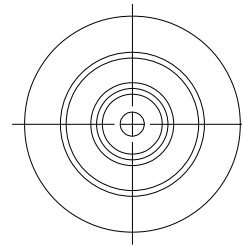
EFFECTIVITY	REV	DESCRIPTION	DATE	APPROVED
FUTURE	A	FIRST RELEASE ISSUE	11 / 11 / 99	

NOTES:

1. MOTOR ASSEMBLY SHOWN WITH SPECIFIED MOTOR HARDWARE & RELOAD KIT.



VIEW AFT CLOSURE



VIEW FORWARD CLOSURE

1	00111	DELAY O-RING (5/8" O.D. X 3/32")	111	18
1	03106	GRAIN SPACER (.862" O.D. X 1.438")		17
1	04716	EJECTION CHARGE CAP (7/16" I.D.)		16
1	03700	EJECTION CHARGE (.7 GRAMS)		15
1	91292	FORWARD CLOSURE		14
1	03072	DELAY INSULATOR (.629" O.D. X .75")		13
1	03209	DELAY GRAIN (.562" O.D. X .500")		12
1	03056	DELAY SPACER (.553" O.D. X .250")		11
1	00020	FORWARD O-RING (1" O.D. X 1/16")	020	10
1	05402	FORWARD INSULATOR (1" O.D.X.5" I.D.X1/16")		9
1	03528-2	PROPELLANT GRAINS (.872" O.D. X 2.562")		8
1	910813A	CASE		7
1	02020	LINER (1.005" O.D. X 4.14")		6
NA		AFT INSULATOR		5
1	00020	AFT O-RING (1" O.D. X 1/16")	020	4
1	01350-1	NOZZLE (E30/E50) DRILLED .156"		3
1	910811C	AFT CLOSURE		2
1	04120	NOZZLE CAP (1/2" I.D.)		1

QTY	PART NUMBER	DESCRIPTION	ITEM
LIST OF MATERIAL			
CONTRACT NUMBER		AEROTECH CONSUMER AEROSPACE 2113 W. 850 N. Street Cedar City, Utah 84720 (435) 865-7100 (Ph) (435) 865-7120 (Fax)	
PREP	B. ROSENFELD		
CHKR			
APVD		SIZE A NUMBER	
APVD		ASSY DWG	
SCALE 1 / 1		SHEET 1 OF 1	

SUPPLIER DATA		RELOAD KIT IDENTIFICATION		UNLESS OTHERWISE SPECIFIED DIMENSIONS ARE IN INCHES		
AEROTECH INC.		65208	F52-8T	.XX +/- .010	.XXX +/- .005	ANGLES +/- 2 deg.
				MATERIAL		
				NOTED		
				FINISH		
		PART NUMBER	DESCRIPTION			

8

7

6

5

4

3

2

1