

8

7

6

5

4

3

2

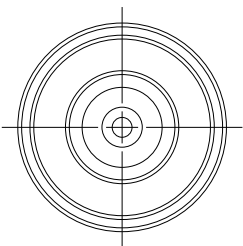
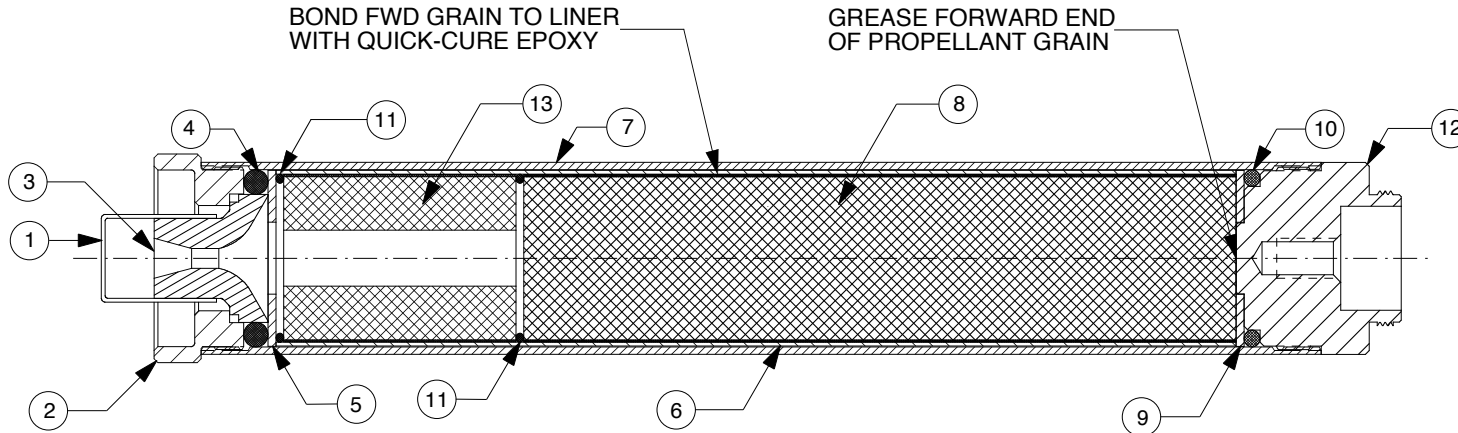
1

REVISIONS

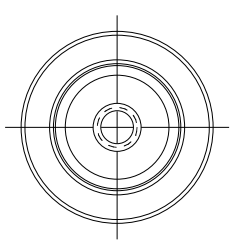
EFFECTIVITY	REV	DESCRIPTION	DATE	APPROVED
FUTURE	A	FIRST RELEASE ISSUE	5/27/09	

NOTES:

- MOTOR ASSEMBLY SHOWN WITH SPECIFIED MOTOR HARDWARE & RELOAD KIT.




VIEW AFT CLOSURE



VIEW FORWARD CLOSURE

1	03581	BOOST GRAIN (1.308" O.D. X 1.815")	13
1	38EBFCPT	FORWARD CLOSURE, END BURN STYLE	12
2	00025	GRAIN O-RINGS (1-5/16" O.D. X 1/16") 025	11
1	00216	FORWARD O-RING (1 3/8" O.D. X 1/8") 216	10
1	05404	FWD INSULATOR(1.375"O.D.X.562" I.D.X1/16")	9
1	03581-10	SUSTAIN GRAIN (1.308" O.D. X 5.563")	8
1	3848C	CASE	7
1	02065-4	PHENOLIC LINER (1.368" O.D. X 7.50")	6
1	05404	AFT INSULATOR(1.375"O.D.X.562" I.D.X1/16")	5
1	00318	AFT O-RING (1.375" O.D. X 3/16") 318	4
1	01450	NOZZLE (G45/F60) DRILLED .156"	3
1	38AC2	AFT CLOSURE L2	2
1	04580	NOZZLE CAP (5/8" I.D)	1

QTY	PART NUMBER	DESCRIPTION	ITEM
LIST OF MATERIAL			
CONTRACT NUMBER		 2113 W. 850 N. Street Cedar City, Utah 84720 (435) 865-7100 (Ph) (435) 865-7120 (Fax)	
PREP	G. ROSENFELD		
CHKR			
APVD		SIZE A	NUMBER
APVD		ASSY DWG	
SCALE 1/1.5			SHEET 1 OF 1

SUPPLIER DATA

AEROTECH/RCS RMC INC.

RELOAD KIT IDENTIFICATION

09059P

I59WN-P

UNLESS OTHERWISE SPECIFIED DIMENSIONS ARE IN INCHES

.XX	.XXX	ANGLES
+/- .010	+/- .005	+/- 2 deg.

MATERIAL

NOTED

FINISH

PART NUMBER

DESCRIPTION

8

7

6

5

4

3

2

1