

8

7

6

5

4

3

2

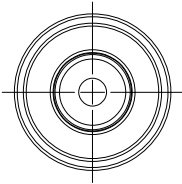
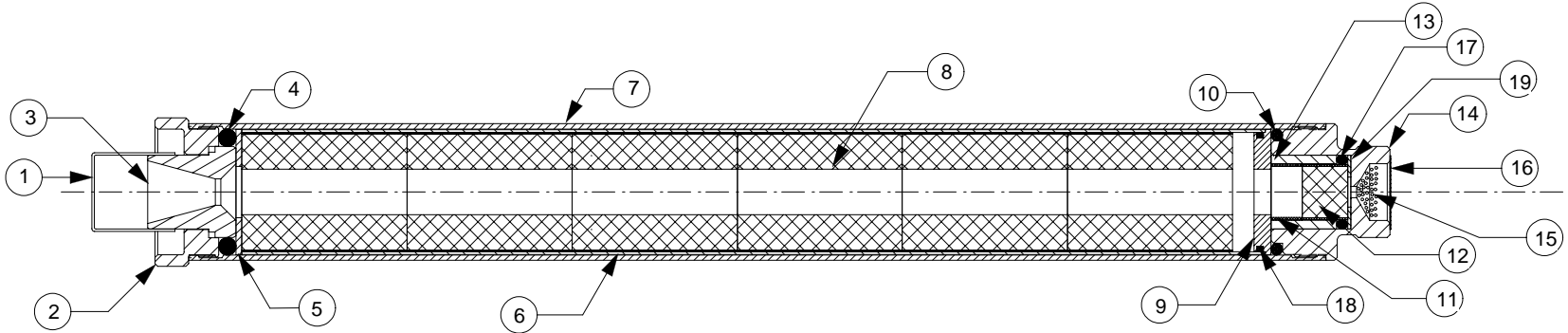
1

REVISIONS

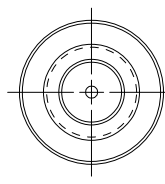
EFFECTIVITY	REV	DESCRIPTION	DATE	APPROVED
FUTURE	A	FIRST RELEASE ISSUE	11 / 12 / 99	
FUTURE	B	RMS-PLUS™ DELAY SYSTEM (SEE E.O.)	12 / 13 / 99	
FUTURE	C	REVISED GRAINS TO .500" CORE	12 / 03 / 02	

NOTES:

1. MOTOR ASSEMBLY SHOWN WITH SPECIFIED MOTOR HARDWARE & RELOAD KIT.



VIEW AFT CLOSURE



VIEW FORWARD CLOSURE

1	03350	FWD DELAY SPACER (13/16" O.D. X .031")	19
1	00025	SEAL DISC O-RING (1.313" X 1/16") 025	18
1	00001	DELAY O-RING (15MM I.D. X 3MM THICK)	17
1	05602	EJECTION CHARGE CAP	16
1	03700	EJECTION CHARGE (USER SUPPLIED)	15
1	38FCC	FORWARD CLOSURE	14
1	03302	DELAY INSULATOR (.807" O.D. X .719")	13
1	03366	DELAY GRAIN (.61" O.D. X .500")	12
1	03326	AFT DELAY SPACER (.615" O.D. X .344")	11
1	00216	FORWARD O-RING (1 3/8" O.D. X 1/8") 216	10
1	38601	FWD SEAL DISC (1.375"O.D.X.5" I.D.X.188")	9
6	03581-J350	GRAINS (1.308" O.D. X 1.815" X .500" CORE)	8
1	3872C	CASE	7
1	02065-6	PHENOLIC LINER (1.368" O.D. X 11.250")	6
1	05404	AFT INSULATOR(1.375"O.D.X.562" I.D.X1/16")	5
1	00318	AFT O-RING (1.375" O.D. X 3/16") 318	4
1	01550	NOZZLE (NEW L2) UNDRILLED	3
1	38AC2	AFT CLOSURE L2	2
1	041316	NOZZLE CAP (13/16" I.D.)	1

QTY	PART NUMBER	DESCRIPTION	ITEM
LIST OF MATERIAL			
CONTRACT NUMBER		 2113 W. 850 N. Street Cedar City, Utah 84720 (435) 865-7100 (Ph) (435) 865-7120 (Fax)	
PREP	B. ROSENFELD		
CHKR			
APVD		SIZE	NUMBER
APVD		A	ASSY DWG
SCALE 1/2		SHEET 1 OF 1	

SUPPLIER DATA		RELOAD KIT IDENTIFICATION		UNLESS OTHERWISE SPECIFIED DIMENSIONS ARE IN INCHES		
AEROTECH INC.		10350S	J350W-S RMS PLUS	.XX +/- .010	.XXX +/- .005	ANGLES +/- 2 deg.
				MATERIAL		
				NOTED		
				FINISH		
		PART NUMBER	DESCRIPTION			

8

7

6

5

4

3

2

1