

8

7

6

5

4

3

2

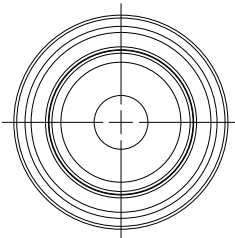
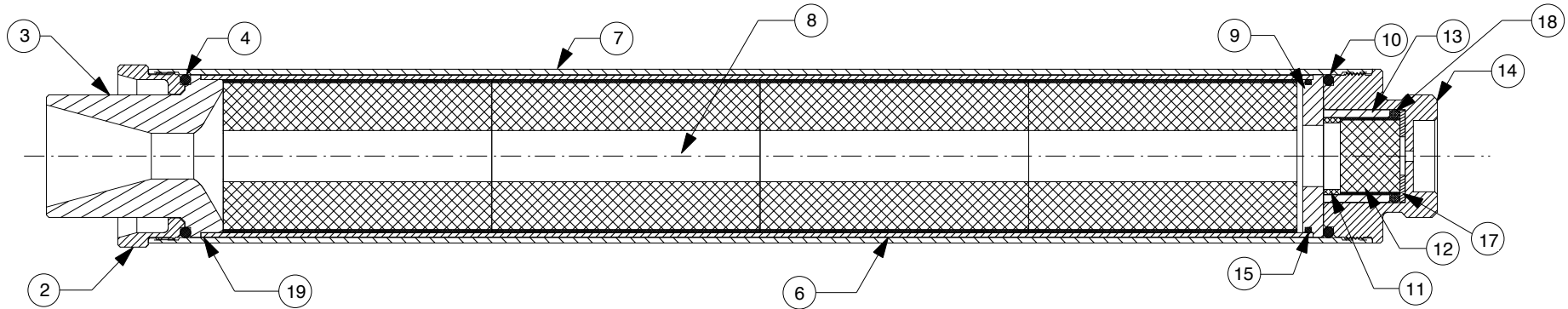
1

REVISIONS

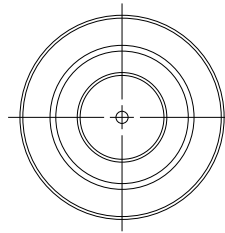
EFFECTIVITY	REV	DESCRIPTION	DATE	APPROVED
FUTURE	A	FIRST RELEASE ISSUE	3 / 20 / 08	

NOTES:

1. MOTOR ASSEMBLY SHOWN WITH SPECIFIED MOTOR HARDWARE & RELOAD KIT.




VIEW AFT CLOSURE



VIEW FORWARD CLOSURE

QTY	PART NUMBER	DESCRIPTION	ITEM
			19
1	00002	DELAY O-RING (1.17" O.D. X .123")	18
1	03355	FWD DELAY SPACER (1-1/8" O.D. X .062")	17
			16
1	00031	FWD SEAL DISK O-RING (1-7/8" O.D. X 1/16") 031	15
1	54FCC	FORWARD CLOSURE (REGULAR)	14
1	03356	DELAY INSULATOR (1.13" O.D. X .815")	13
1	03916	DELAY GRAIN (.933" O.D. X .731")	12
1	03966	AFT DELAY SPACER (.94" O.D. X .207")	11
1	00224	FORWARD O-RING (2" O.D. X 1/8") 224	10
1	54FSD	FORWARD SEAL DISK- 54MM RMS	9
4	03G038	PROPELLANT GRAINS (1.87" O.D. X 3.285")	8
1	5417C	CASE	7
1	03000-4	PHENOLIC LINER (1.99" O.D. X 13.610")	6
NA		INNER LINER	5
1	00224	AFT O-RING (2" O.D. X 1/8") 224	4
1	01670-2	NOZZLE, H/P (THROAT .562" DRILLED)	3
1	54ACC	AFT CLOSURE	2
NA		NOZZLE CAP	1

LIST OF MATERIAL			
CONTRACT NUMBER	 2113 W. 850 N. Street Cedar City, Utah 84720 (435) 865-7100 (Ph) (435) 865-7120 (Fax)		
PREP	G. ROSENFELD	3 / 08	HP 54/1706 MOTOR WITH K805G-P RELOAD KIT
CHKR			
APVD		SIZE	NUMBER
APVD		A	ASSY DWG
SCALE 1 / 2			SHEET 1 OF 1

SUPPLIER DATA		RELOAD KIT IDENTIFICATION	
AEROTECH DIV RCS RMC INC	11805P	K805G-P	
UNLESS OTHERWISE SPECIFIED DIMENSIONS ARE IN INCHES			
	.XX +/- .010	.XXX +/- .005	ANGLES +/- 2 deg.
MATERIAL			
NOTED			
FINISH			
PART NUMBER		DESCRIPTION	

8

7

6

5

4

3

2

1