

8

7

6

5

4

3

2

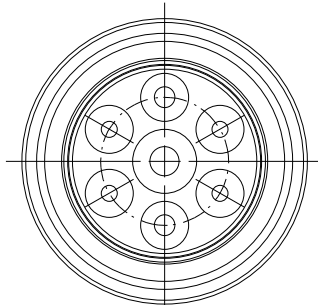
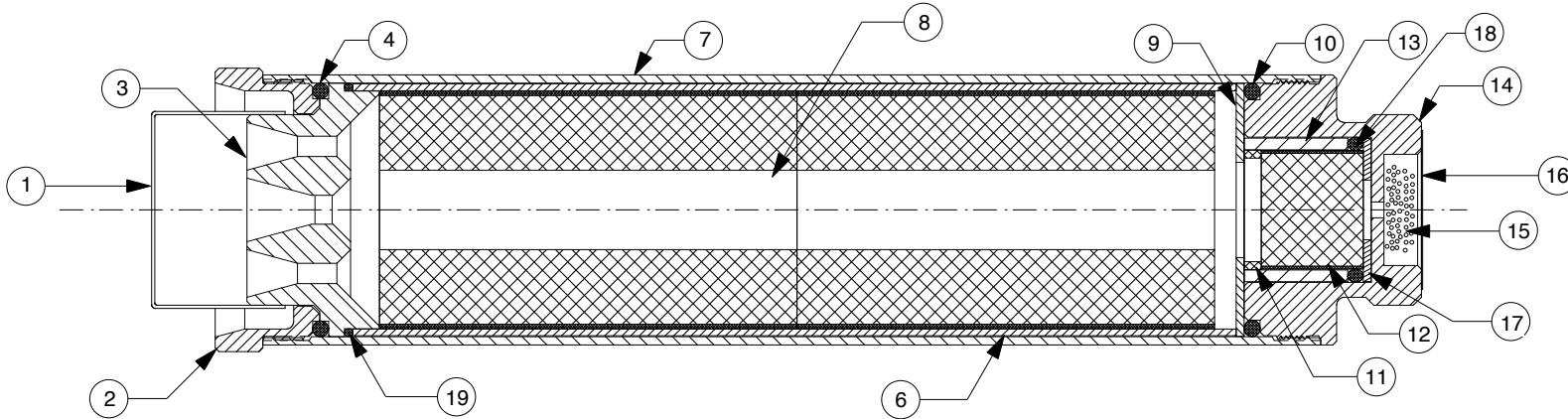
1

REVISIONS

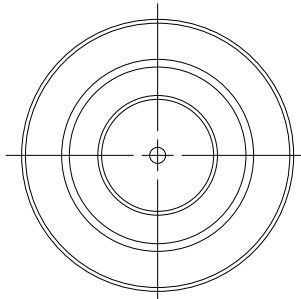
EFFECTIVITY	REV	DESCRIPTION	DATE	APPROVED
FUTURE	A	FIRST RELEASE ISSUE	7/3/07	

NOTES:

1. MOTOR ASSEMBLY SHOWN WITH SPECIFIED MOTOR HARDWARE & RELOAD KIT.




VIEW AFT CLOSURE



VIEW FORWARD CLOSURE

1	00032	LINER O-RING (2" O.D. X 1/16") 032	19
1	00002	DELAY O-RING (1.17" O.D. X .123")	18
1	03355	FWD DELAY SPACER (1-1/8" O.D. X .062")	17
1	05604	EJECTION CHARGE CAP (1-1/4")	16
1	03700	EJECTION CHARGE (USER SUPPLIED)	15
1	54FCC	FORWARD CLOSURE (REGULAR)	14
1	03356	DELAY INSULATOR (1.13" O.D. X .815")	13
1	03920	DELAY GRAIN (.933"O.D.X .803")	12
1	03970	AFT DELAY SPACER (.94" O.D. X .135")	11
1	00224	FORWARD O-RING (2" O.D. X 1/8") 224	10
1	05406	FORWARD INSULATOR (1.99" O.D. X 1/16")	9
2	03601-4	PROPELLANT GRAINS (1.870" O.D. X 3.285")	8
1	5485C	CASE	7
1	03000-2	PHENOLIC LINER (1.99" O.D. X 6.950")	6
NA		INNER LINER	5
1	00224	AFT O-RING (2" O.D. X 1/8") 224	4
1	01700-3	NOZZLE (54MM MEDUSA)1X .228"/2 X.161"	3
1	54ACC	AFT CLOSURE	2
1	04112	NOZZLE CAP (1.5" I.D.)	1

QTY	PART NUMBER	DESCRIPTION	ITEM
LIST OF MATERIAL			
CONTRACT NUMBER		 2113 W. 850 N. Street Cedar City, Utah 84720 (435) 865-7100 (Ph) (435) 865-7120 (Fax)	
PREP	G. ROSENFELD		
CHKR		HP 54/852 MOTOR WITH J250FJ-L RMS-PLUS™ RELOAD KIT	
APVD		SIZE	NUMBER
APVD		A	ASSY DWG
SCALE 1/1.5		SHEET 1 OF 1	

SUPPLIER DATA

AEROTECH/RCS RMC INC.

RELOAD KIT IDENTIFICATION

10250L

J250FJ-L RMS PLUS

UNLESS OTHERWISE SPECIFIED DIMENSIONS ARE IN INCHES

.XX
+/- .010

.XXX
+/- .005

ANGLES
+/- 2 deg.

MATERIAL

NOTED

FINISH

PART NUMBER

DESCRIPTION

8

7

6

5

4

3

2

1